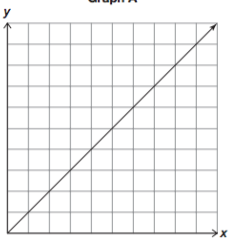
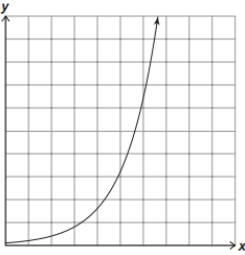
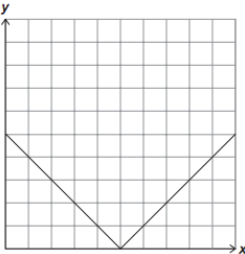
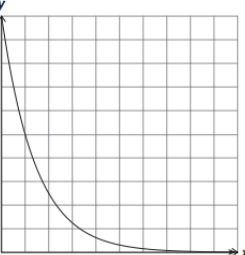
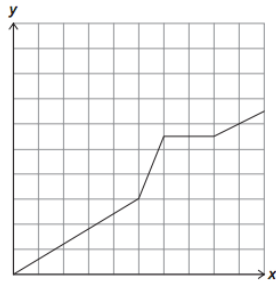


Understanding Quantities and Their Relationships

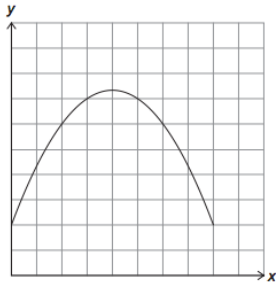
Problem 2 - Matching Graphs and Scenarios

Scenario	Function Family	Sketch of the Mathematical Model Label the x- and y-axes with the quantity and unit measure.	Graphical Behavior	
			Increasing, Decreasing, Constant, or Combination?	Absolute Minimum or Absolute Maximum?
		<p>Graph A</p> 		
		<p>Graph B</p> 		
		<p>Graph C</p> 		
		<p>Graph D</p> 		

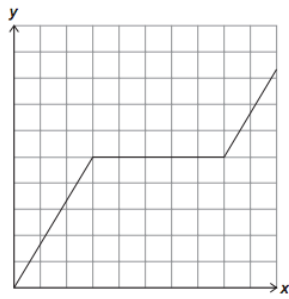
Graph E



Graph F



Graph G



Graph H

