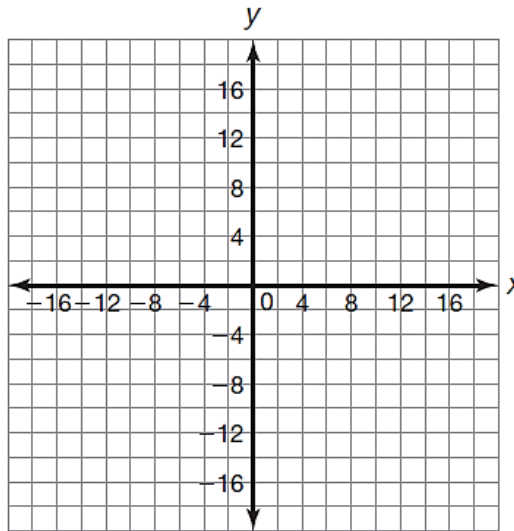


Complete the table and sketch the graph for each of the following functions. Then determine the x-intercept(s), y-intercepts, asymptotes, domain, range, and interval(s) if increase/decrease.

1. $f(x) = 4^x$

x	f(x)
-2	
-1	
0	
1	
2	



x-intercept:

y-intercept:

asymptote:

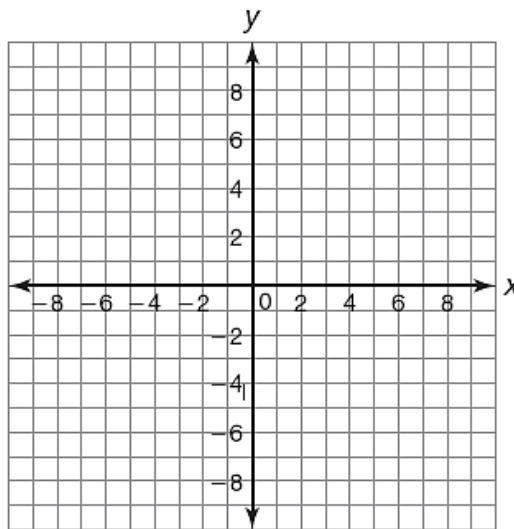
domain:

range:

interval(s) of increase/decrease:

2. $f(x) = \frac{1}{3}^x$

x	f(x)
-2	
-1	
0	
1	
2	



x-intercept:

y-intercept:

asymptote:

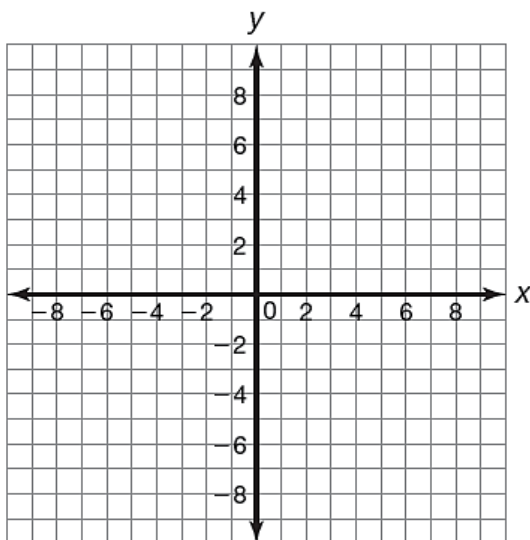
domain:

range:

interval(s) of increase/decrease:

3. $f(x) = -2 \cdot 2^x$

x	$f(x)$
-2	
-1	
0	
1	
2	



x-intercept:

y-intercept:

asymptote:

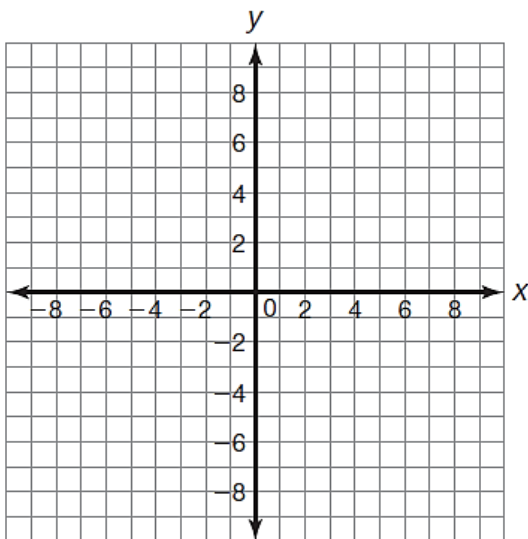
domain:

range:

interval(s) of increase/decrease:

4. $f(x) = -2 \cdot \frac{1}{2}^x$

x	$f(x)$
-2	
-1	
0	
1	
2	



x-intercept:

y-intercept:

asymptote:

domain:

range:

interval(s) of increase/decrease: